

Step-by-Step Duo Testing Procedure

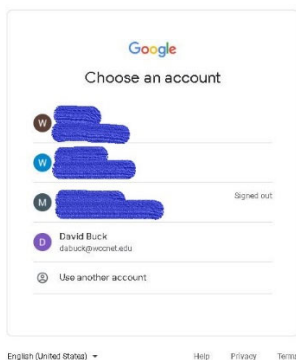
It is recommended that WCC users test Duo multi-factor authentication before it is required on May 23rd, 2022 for the WCC Gateway single sign-on.

Step 1.

On a computer, open the following link:

<https://wccnet-edu.login.duosecurity.com>

You will see a page like the following



Click on your NetID.

(You may get a web page that says "Did you mean wccnet.edu?" which is a security measure from Google. Click "Ignore" and you will be directed to log in.)



Did you mean [wccnet.edu](#)?

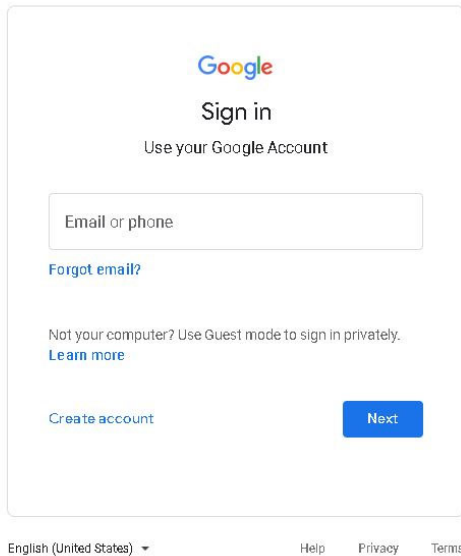
The site you just tried to visit looks fake. Attackers sometimes mimic sites by making small, hard-to-see changes to the URL.

Ignore

Go to [wccnet.edu](#)

Step 2.

If you get this page enter your NetID and on the following you're your password. If you are currently logged into another system this page may be skipped and you will be moved to Step 3.

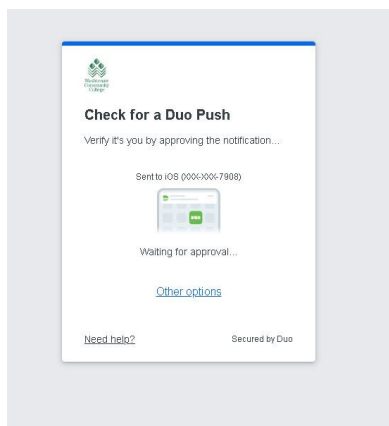


The image shows the Google Sign in page. At the top is the Google logo, followed by the text "Sign in" and "Use your Google Account". Below this is a text input field labeled "Email or phone". Underneath the field is a link for "Forgot email?". A note says "Not your computer? Use Guest mode to sign in privately." with a "Learn more" link. At the bottom left is a link for "Create account" and at the bottom right is a blue "Next" button. At the very bottom of the page are links for "English (United States)", "Help", "Privacy", and "Terms".

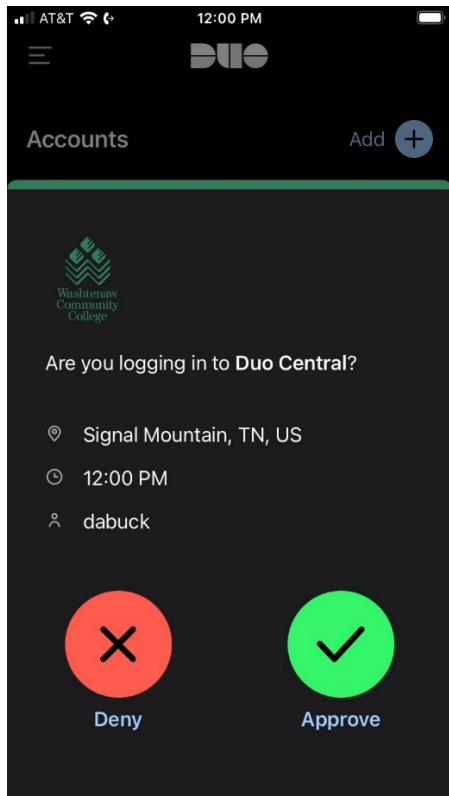
Click **NEXT**.

Step 3.

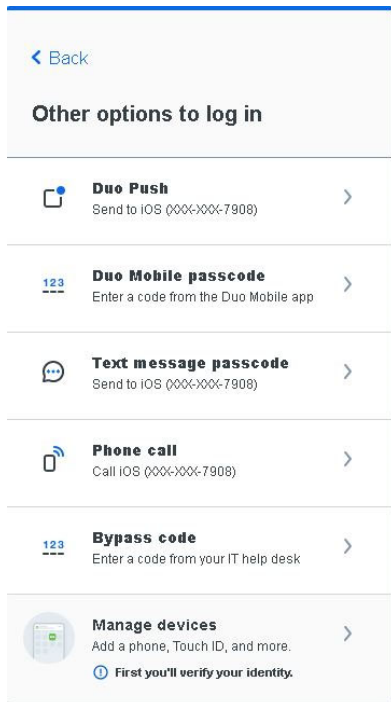
The next page will be a Duo login. You will be presented with the following page. If you have Duo Push enabled an alert will show on your phone. If you are not using Duo Push click on “Other Options”.



If using Duo Push click Approve.



If using Other Options you may select from the following:



Step 4.

You will be presented with the following page.



You have now successfully authenticated using Duo. It shows that you can use Duo for the Virtual Private Network (VPN). When we enable the WCC Gateway single sign-on it will show here as well.